

Appendix A – Player Use of CueSports Tournament System (CTS)

PURPOSE

The following tutorial is intended to provide CSI tournament participants with an overview of how to use CSI’s proprietary tournament system. Misreading tournament brackets is a leading cause of forfeits, so please don’t let this happen to you! Review the following pages so that you understand how the system works and avoid making a mistake that could lead to a forfeit.

STEPS

1. SELECT A TOURNAMENT

- a. CTS can be viewed on the TV screens at the event, on a mobile device, or on a computer. If viewing from a mobile device or a home computer, first select the tournament you wish to view (ex: 2016 BCAPL National Championships). If viewing on the TV screens at the event, this will already be done.

2. SELECT A DIVISION

- a. After you select the tournament you wish to view, you will see a list of divisions within that tournament. It will look similar to the view below. From here, you can click on a Division Name (highlighted in yellow) to view that division’s tournament bracket.

3. SEARCH FOR A PLAYER

- a. You can also use the Search field in the upper right to search by a person’s name, team name, or league number.



Demo

Demo

Rio All-Suite Hotel & Casino in Las Vegas, Nevada December 28 2015 to January 01 2016



Teams



Singles



Doubles

2-a	Teams Demo	Entrants: 8	1st Place Prize:	Race to 11
	Singles Demo	Entrants: 8	1st Place Prize:	Race to 5
	Scotch Doubles Demo	Entrants: 8	1st Place Prize:	Race to 4




3-a

- b. For example, to view a player named Peter Wong, try searching using his last name only. Partial name searches also work if you do not know the entire name or the correct spelling.



- c. Searching for “Wong” brings up a list of possible matches within that tournament. The results show that Peter Wong is playing in the Singles (Demo-S), Scotch Doubles (Demo-SD), and the Team (Demo-T) events.
- d. The start times and the table number(s) are listed for Peter Wong’s next match in each event. It shows that his next match is a Singles match on Table 1 at 9:00am, Monday, Dec. 28. He also has upcoming matches on Tuesday and Wednesday in his Scotch Doubles and Team Divisions.



Player Search

Search for a Player


Search contacts, teams, leagues...

Division	Match	First	Last	Team	Table	Start Time	Region	League	Result	Bracket	Matches
DEMOS-SD	W1-3	Jamie	Peterson	Wong/Peterson	3	Tue 9:00A Dec 29			Active		
DEMOS-SD	W1-3	Peter	Wong	Wong/Peterson	3	Tue 9:00A Dec 29			Active		
DEMO-S	W1-1	Peter	Wong		1	Mon 9:00A Dec 28			Active		
DEMO-T	W1-4	Alex	Miller	Wong #1	7, 8	Wed 9:00A Dec 30			Active		
DEMO-T	W1-4	Dave	Perez	Wong #1	7, 8	Wed 9:00A Dec 30			Active		
DEMO-T	W1-4	Peter	Wong	Wong #1	7, 8	Wed 9:00A Dec 30			Active		

CueSports Division System (CTS) by CSI

[Privacy Policy](#) [Terms of Use](#) [Contact Us](#)

- e. On this same page, you can search for a different person or team by using the search tool on the top left. By searching for Fitz, we get the following results. It shows that there are two Fitzpatricks in this tournament (Jim & Julie) but only Jim is playing in the singles division (Demo-S); Table 4 at 9:00am Monday, Dec. 28.



Player Search

Search for a Player

Division	Match	First	Last	Team	Table	Start Time	Region	League	Result	Bracket	Matches
DEMOS-SD	W1-4	Julie	Fitzpatrick	Fitzpatrick/Fitzpatrick	4	Tue 9:00A Dec 29			Active		
DEMOS-SD	W1-4	Jim	Fitzpatrick	Fitzpatrick/Fitzpatrick	4	Tue 9:00A Dec 29			Active		
DEMO-T	W1-1	Jim	Fitzpatrick	Garcia #1	1, 2	Wed 9:00A Dec 30			Active		
DEMO-T	W1-3	Kathy	Carlin	Fitzgeralds #1	5, 6	Wed 9:00A Dec 30			Active		
DEMO-T	W1-3	Julie	Fitzpatrick	Fitzgeralds #1	5, 6	Wed 9:00A Dec 30			Active		
DEMO-T	W1-3	Sharon	Cole	Fitzgeralds #1	5, 6	Wed 9:00A Dec 30			Active		
DEMO-S	W1-4	Jim	Fitzpatrick		4	Mon 9:00A Dec 28			Active		

CueSports Division System (CTS) by CSI

[Privacy Policy](#) [Terms of Use](#) [Contact Us](#)


4. VIEW THE TOURNAMENT BRACKET

- a. To view the tournament bracket for Jim, locate the row with Jims name and the correct division name (Demo-S) and click on the bracket icon on that line.



Player Search
Search for a Player

Division	Match	First	Last	Team	Table	Start Time	Region	League	Result	Bracket	Matches
DEMOS-SD	W1-4	Julie	Fitzpatrick	Fitzpatrick/Fitzpatrick	4	Tue 9:00A Dec 29			Active		
DEMOS-SD	W1-4	Jim	Fitzpatrick	Fitzpatrick/Fitzpatrick	4	Tue 9:00A Dec 29			Active		
DEMO-T	W1-1	Jim	Fitzpatrick	Garcia #1	1, 2	Wed 9:00A Dec 30			Active		
DEMO-T	W1-3	Kathy	Carlin	Fitzgeralds #1	5, 6	Wed 9:00A Dec 30			Active		
DEMO-T	W1-3	Julie	Fitzpatrick	Fitzgeralds #1	5, 6	Wed 9:00A Dec 30			Active		
DEMO-T	W1-3	Sharon	Cole	Fitzgeralds #1	5, 6	Wed 9:00A Dec 30			Active		
DEMO-S	W1-4	Jim	Fitzpatrick		4	Mon 9:00A Dec 28			Active		



CueSports Division System (CTS) by CSI

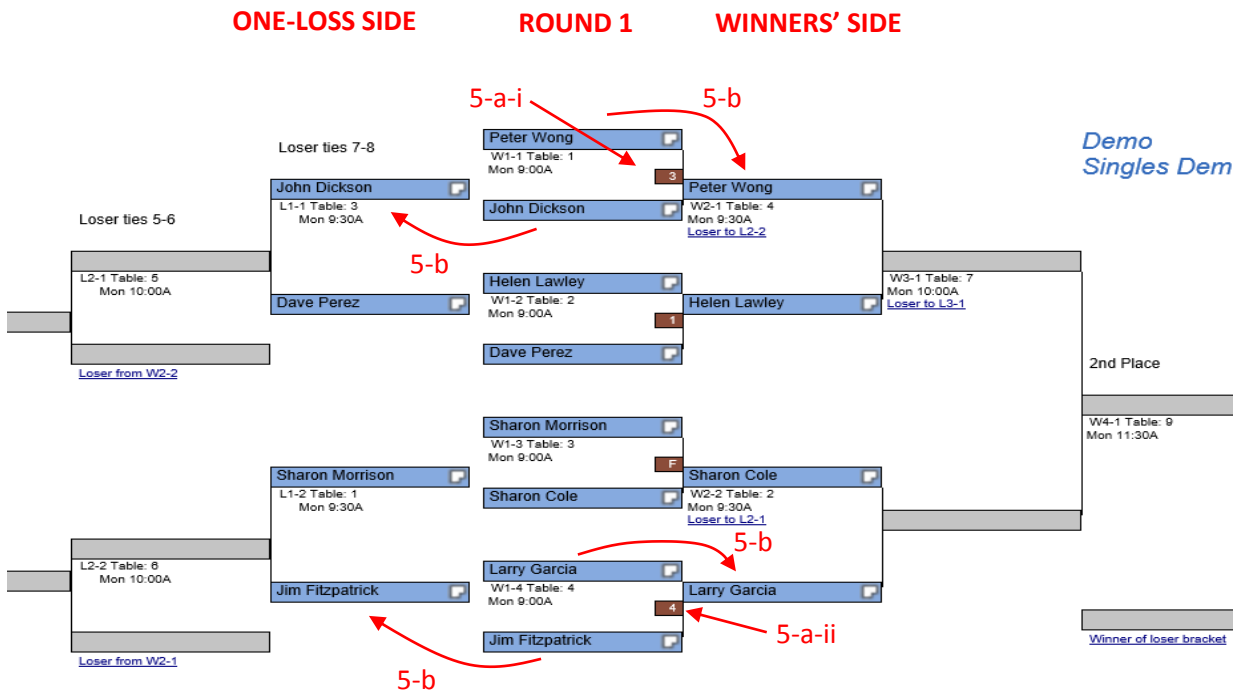
[Privacy Policy](#)

[Terms of Use](#)

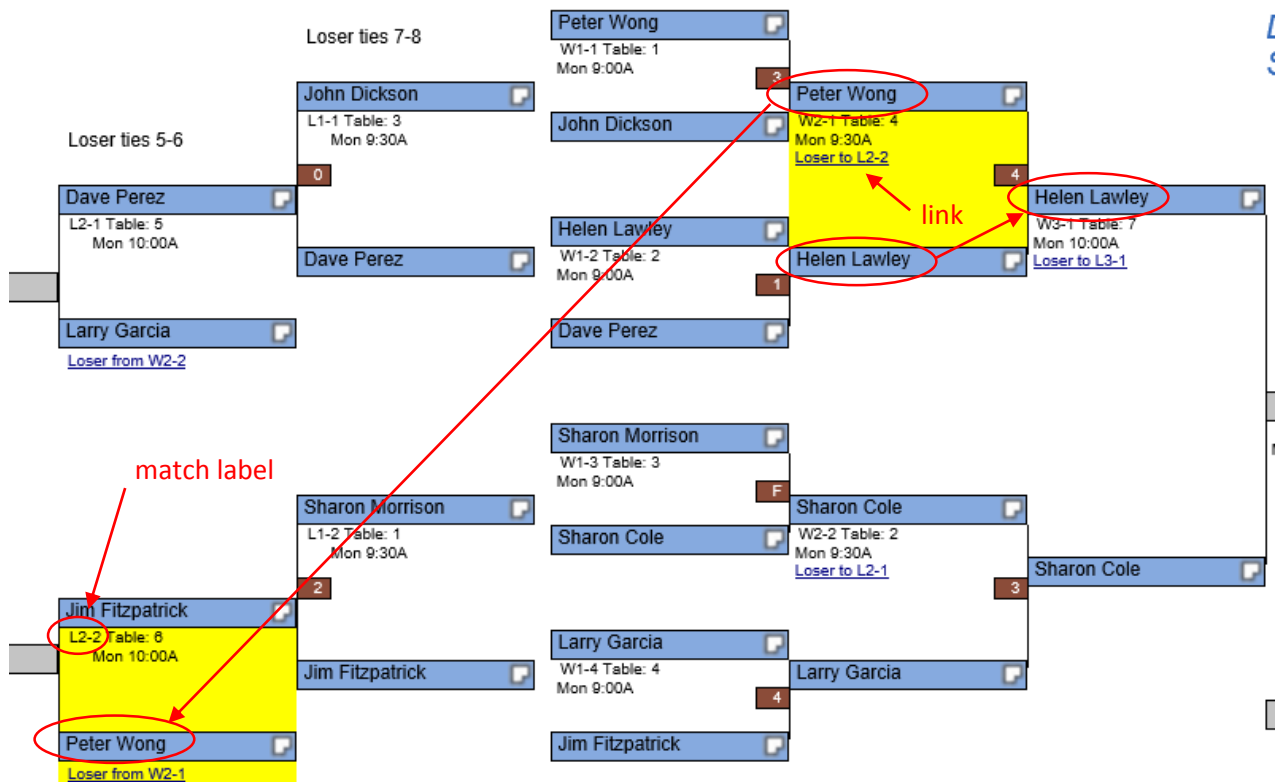
[Contact Us](#)

5. READING THE TOURNAMENT BRACKET


- a. The tournament bracket for that division will appear and look similar to the below example. It shows that the first round has already been played. The loser's score is posted on the bracket and the winners score is always the race to number for that division (in this case – 5).
 - i. Peter Wong defeated John Dickson 5-3.
 - ii. Jim Fitzpatrick lost to Larry Garcia 5-4.
- b. In Round 1, the winner moves to the right and the loser moves to the left. Therefore, because Peter Wong won, he moved to the right and John Dickson moved to the left. The same thing happened with the Fitzpatrick / Garcia match.



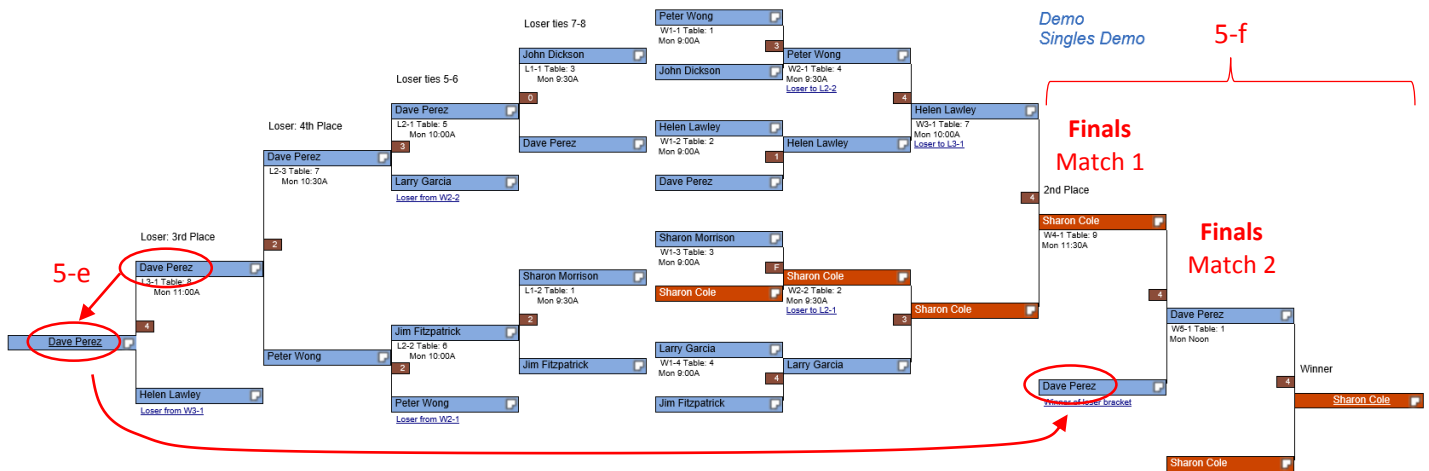
- c. Part of the match label contains a link that will look similar to the “Loser to L2-2” example below. When clicked, this link will highlight where the loser of the match will go. This means that the loser of the Wong / Lawley match will move to the left side (one-loss side) of the bracket to the match labeled L2-2 which will be played on Table 6 at 10am on Monday. The winner of the match, as always, moves to the right.



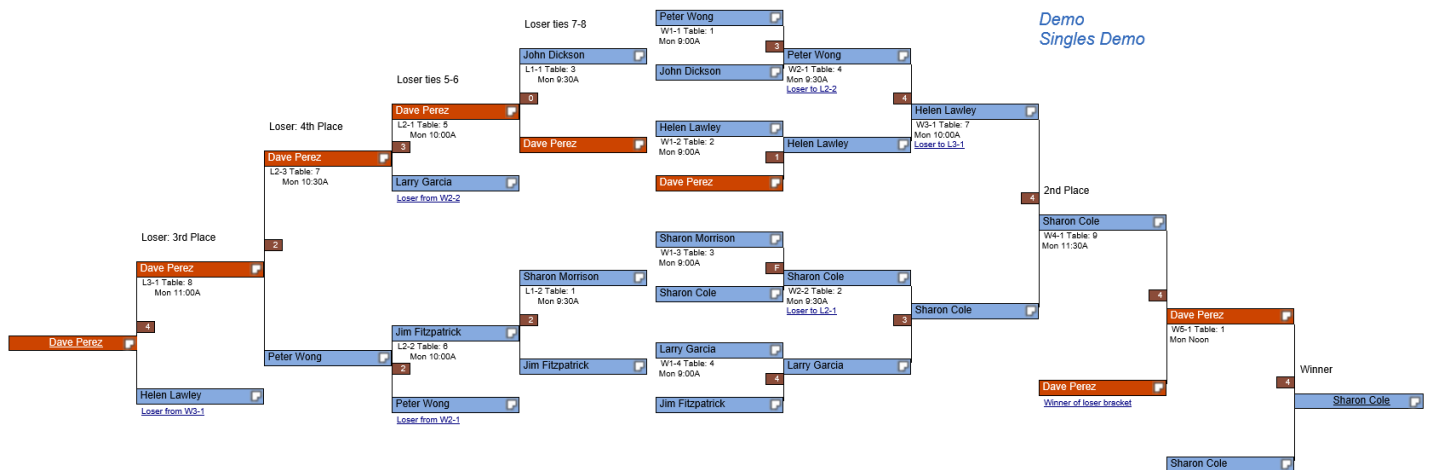
- d. On the left side (one-loss side) of the bracket, the winner moves to the left and the loser is eliminated from the tournament. For example, Jim Fitzpatrick defeated Sharon Morrison 5-2 and moved to the left to face Peter Wong.



- e. This continues until there is a single person remaining on the winners' side and a single person remaining on the one-loss side. The below example shows that Dave Perez defeated Helen Lawley to win the one-loss side and earn the right to play Sharon Cole in the finals.
- f. In this example, Sharon Cole hasn't lost and must be defeated twice to be eliminated from the tournament. Therefore, Dave Perez must defeat her twice to win the tournament. In the first finals match, Dave Perez wins by a score of 5-4. This forces a final match. In this final match, Sharon Cole defeats Dave Perez by a 5-4 score to win this tournament. To view Sharon Cole's complete path through the tournament, click on her name and every match she played will be highlighted.

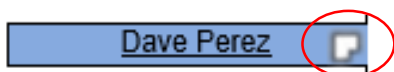


- g. This can be done for any player in the bracket. The example below shows Dave Perez's path through the tournament.



6. VIEW A PLAYER'S HISTORY

- a. On each player's match label, there is an icon that looks like a folded piece of paper. Click the icon to show that player's complete match history within the division. The below example shows the match results for Dave Perez.



Match Results for Dave Perez

League:

Finished: 2

Status	Loser Score	Opponent Name	Opponent Result	Match	Round
Lost	1	Lawley, Helen	3	W1-2	W1
Won	0	Dickson, John	7	L1-1	L1
Won	3	Garcia, Larry	5	L2-1	L2
Won	2	Wong, Peter	4	L2-3	L2c
Won	4	Lawley, Helen	3	L3-1	L3
Won	4	Cole, Sharon	1	W4-1	W4
Lost	4	Cole, Sharon	1	W5-1	W5

- b. Clicking any of the opponent's names will show that person's match history.
- c. Click any of the match labels (ex: W1-2, L3-1, etc.) will display that match on the tournament bracket.

7. ASK FOR HELP

- a. We don't want anyone to forfeit a match because they made an error using CTS or reading a tournament bracket. If you encounter difficulties or are not sure about the time and table of your upcoming match, please ask for help. We will have people standing by ready to assist.