



CueSports International (CSI) Member Download Instructions



BCAPL...Be Part of Something Bigger!

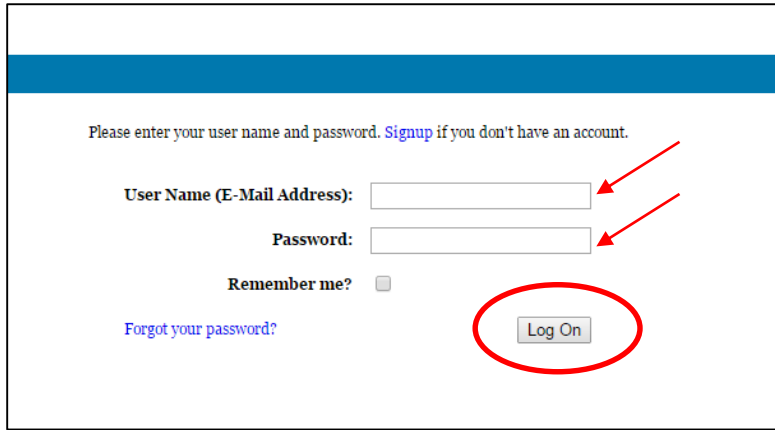


USAPL...Fair and Fun for Everyone!

CSI MEMBER DOWNLOAD INSTRUCTIONS

Step 1

Visit www.csibbm.com. If you already have an account, enter your User Name (email address) and Password, click “Log On” and skip to Step #5. If you forgot your user name or password, click “Forget your password?” and follow the instructions.



Please enter your user name and password. [Signup](#) if you don't have an account.

User Name (E-Mail Address):

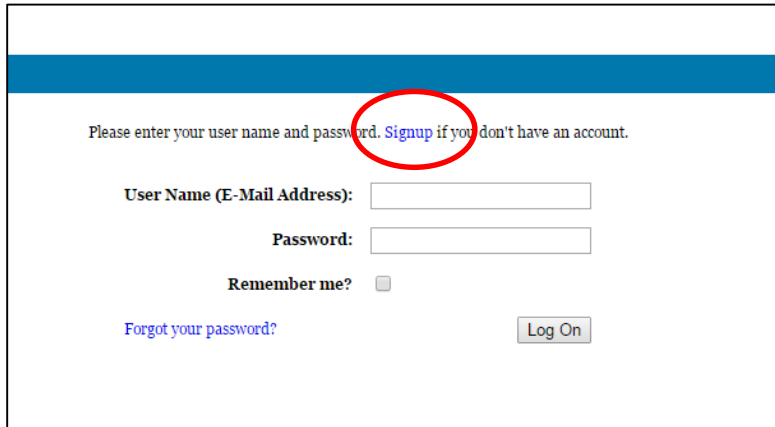
Password:

Remember me?

[Forgot your password?](#)

The screenshot shows a login form with a blue header. The text "Please enter your user name and password. Signup if you don't have an account." is at the top. Below it are two input fields: "User Name (E-Mail Address):" and "Password:". To the right of the "User Name" field, two red arrows point to the input box. Below the "Password" field, there is a "Remember me?" checkbox. At the bottom left is a link "Forgot your password?". At the bottom right is a "Log On" button, which is circled in red.

If you do not have an account, click “Signup” and continue to Step 2.



Please enter your user name and password. [Signup](#) if you don't have an account.

User Name (E-Mail Address):

Password:

Remember me?

[Forgot your password?](#)

The screenshot shows the same login form as above. In this version, the "Signup" link in the first line is circled in red.

CSI MEMBER DOWNLOAD INSTRUCTIONS

Step 2

Enter your information completely and accurately and click “Register.”

Create a New Account

Use the form below to create a new account.

Passwords are required to be a minimum of 5 characters in length.

Account Information

First Name

Last Name

Date of Birth

Address

City

Country

State/Province

Postal Code

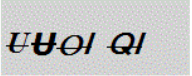
Phone

Gender
 Male Female

E-mail Address (this will be your user name)


Password

Confirm password

 [Refresh Captcha](#)

Verification Code:

You will then receive the below message. You should then receive an email (at the email address you provided) with a link to complete your registration. If you do not receive an email, check your email's spam folder. Some email service providers have automatic filters that will send it there.

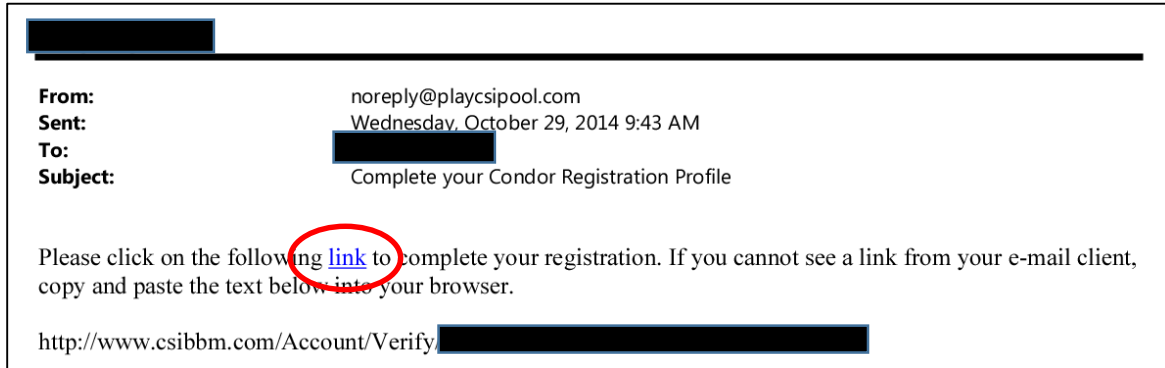


Check your email and complete the registration process. [Click Here](#) to go back to our Homepage

CSI MEMBER DOWNLOAD INSTRUCTIONS

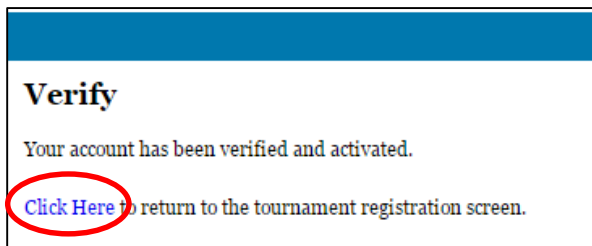
Step 3

Open the email and click “Link” to complete your registration. If you do not see the email in your inbox, check your spam folder.

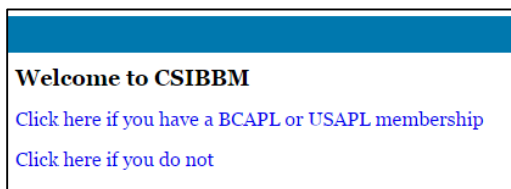


Step 4

You will be directed to the following account verification page. Select “Click Here” to continue.

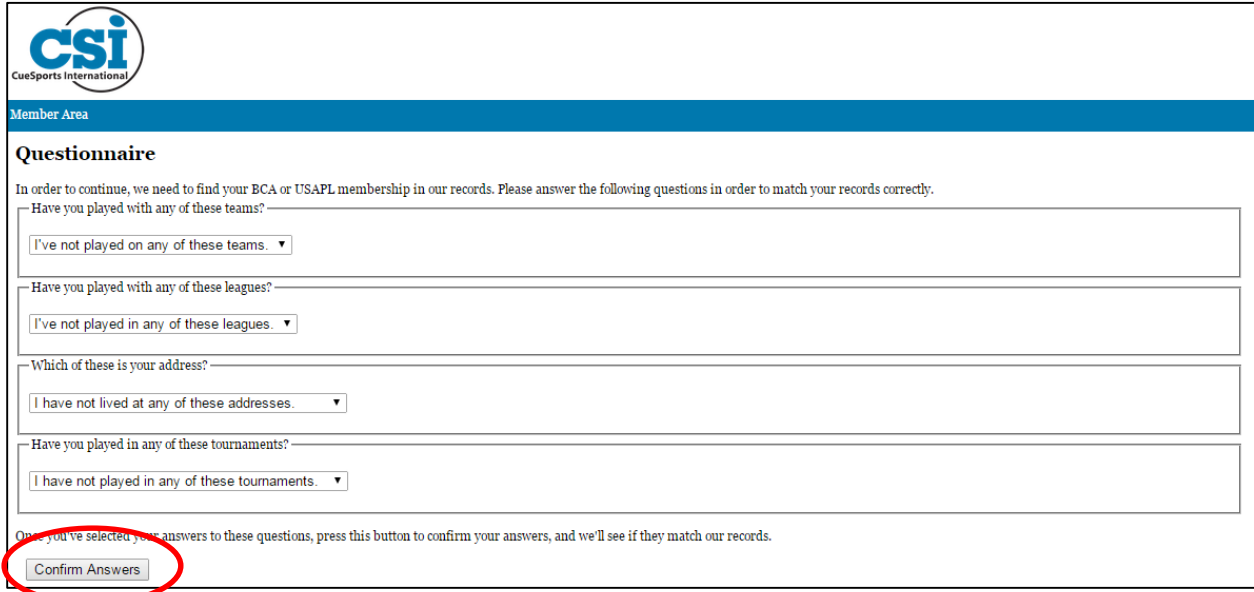


You will now be asked if you are a current member of a BCA Pool League or a USA Pool League. Select the appropriate response.



If you select “Click here if you have a BCAPL or USAPL membership,” you will be directed to a set of questions that will help match you to your existing league membership. Answer each question as accurately as possible and click “Confirm Answers.”

CSI MEMBER DOWNLOAD INSTRUCTIONS

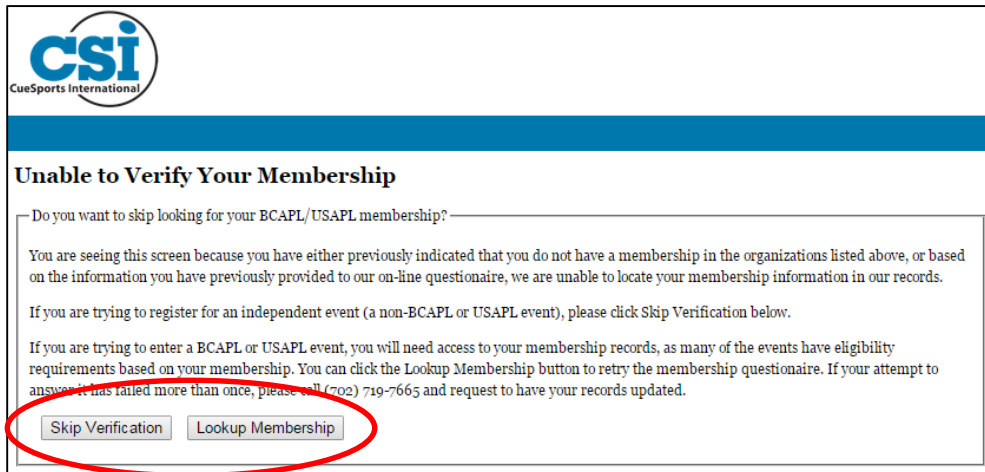


The screenshot shows the CSI Member Area Questionnaire. It includes the CSI logo and a blue header bar with the text "Member Area". The main heading is "Questionnaire". Below this, there is a paragraph of instructions: "In order to continue, we need to find your BCA or USAPL membership in our records. Please answer the following questions in order to match your records correctly." There are four questions, each with a dropdown menu:

- Have you played with any of these teams? (Dropdown: "I've not played on any of these teams.")
- Have you played with any of these leagues? (Dropdown: "I've not played in any of these leagues.")
- Which of these is your address? (Dropdown: "I have not lived at any of these addresses.")
- Have you played in any of these tournaments? (Dropdown: "I have not played in any of these tournaments.")

At the bottom, there is a button labeled "Confirm Answers" which is circled in red. Above the button, it says "Once you've selected your answers to these questions, press this button to confirm your answers, and we'll see if they match our records."

If you select "Click here if you do not," you will see the following screen. If you have ever been a BCA Pool League or a USA Pool League member, click "Lookup Membership" and you will be redirected to the questions above. If you are certain that you have no membership, click "Skip Verification."



The screenshot shows the "Unable to Verify Your Membership" screen. It includes the CSI logo and a blue header bar. The main heading is "Unable to Verify Your Membership". Below this, there is a paragraph of text: "Do you want to skip looking for your BCAPL/USAPL membership?" followed by "You are seeing this screen because you have either previously indicated that you do not have a membership in the organizations listed above, or based on the information you have previously provided to our on-line questionnaire, we are unable to locate your membership information in our records." There are two buttons at the bottom: "Skip Verification" and "Lookup Membership", both of which are circled in red.

Step 5

After you either skip verification or answer the verification questions, you will enter your account area. The page tabs you see across the top will vary based on your account type. Click "Member Area" to access your available downloads.



The screenshot shows the CSI Member Area Welcome screen. It includes the CSI logo and a blue header bar with the text "Member Area" circled in red. Below this, the heading is "Welcome to CSIBBM". There is a paragraph of text: "See your [homepage](#) for available tournaments for sign up and to renew your membership."

CSI MEMBER DOWNLOAD INSTRUCTIONS

You are now in the Member Area. If you are a current League Member or CSI Associate Member, you will see available downloads below your basic information. If you do not see any available downloads, you may not be a current member.

[Member Homepage](#) | [Sign-up for a Tournament](#) | [Membership Sign-Up/Renewal](#) | [Change Password](#) | [User Settings](#) | [Return to Main Page](#)

Homepage

Basic Info

Membership #: 1438-0278030

First Name: Legal First Name: Middle Name: Last Name:

Address:

City: State/Province: Country:

Henderson Nevada USA

Requested Info:

DOB: Gender:

Male

Downloads

		Document Name
<input type="button" value="Download"/>	<input type="button" value="Send to SMS"/>	Official Rules of CueSports International - ePub Version
<input type="button" value="Download"/>	<input type="button" value="Send to SMS"/>	Official Rules of CueSports International - Mobi Version
<input type="button" value="Download"/>	<input type="button" value="Send to SMS"/>	CSI Associate Member Card
<input type="button" value="Download"/>	<input type="button" value="Send to SMS"/>	Official Rules of CueSports International - ePub Version
<input type="button" value="Download"/>	<input type="button" value="Send to SMS"/>	Official Rules of CueSports International - ePub Version
<input type="button" value="Download"/>	<input type="button" value="Send to SMS"/>	Official Rules of CueSports International - Mobi Version
<input type="button" value="Download"/>	<input type="button" value="Send to SMS"/>	Official Rules of CueSports International - Mobi Version

1

If you are using a smart phone or mobile device, you can click “Download” to send the file directly to your device. If you are using a computer, you can click “Send to SMS” to send a text message with a download link to your smart phone or mobile device.

Please note that different mobile devices require different applications (apps) to view the file. Popular apps include iBooks (Apple devices) and Google Books (android devices). Your specific device should recommend the appropriate app.

If you experience any problems, feel free to contact us at 702-719-7665 or 866-USA-POOL.